
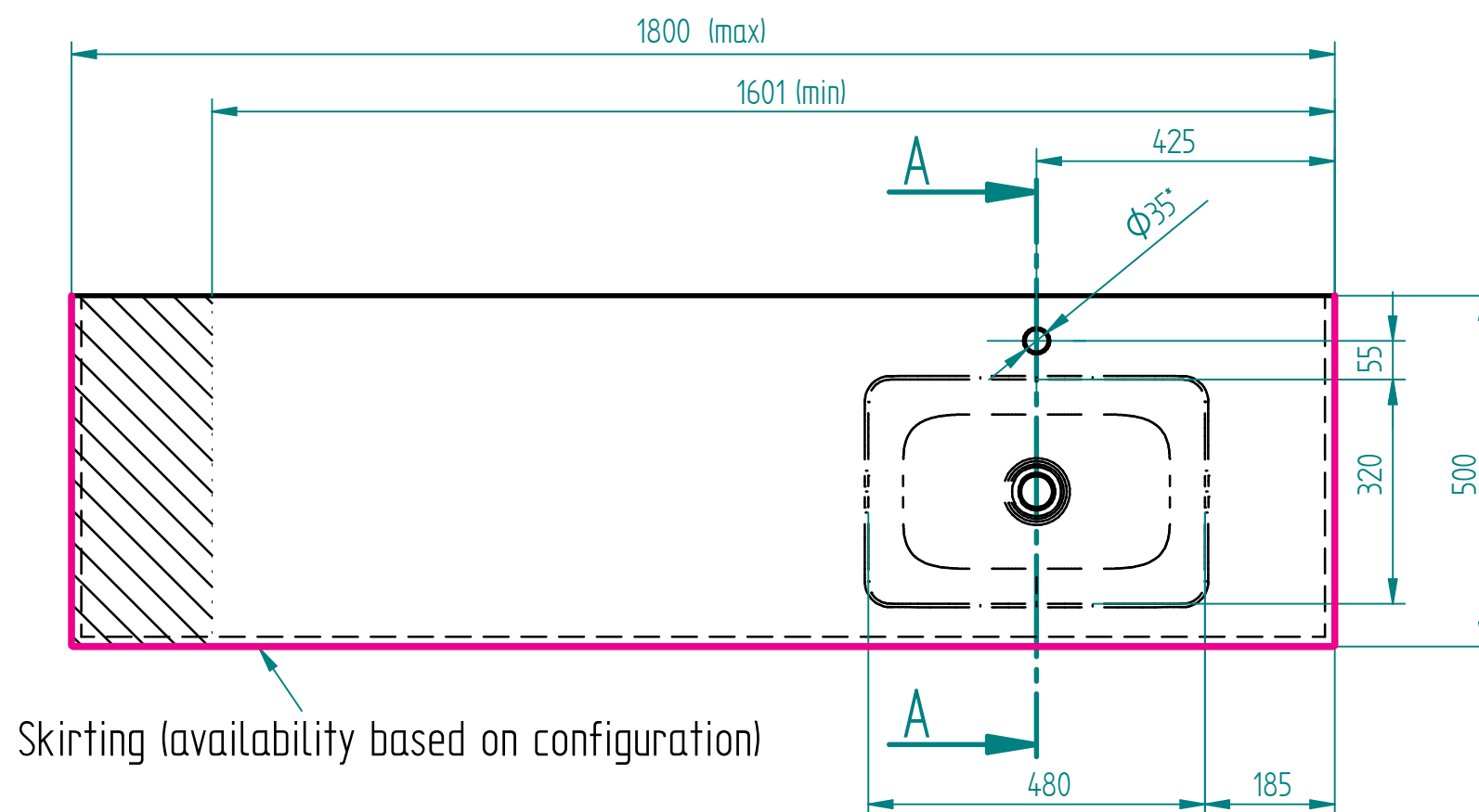
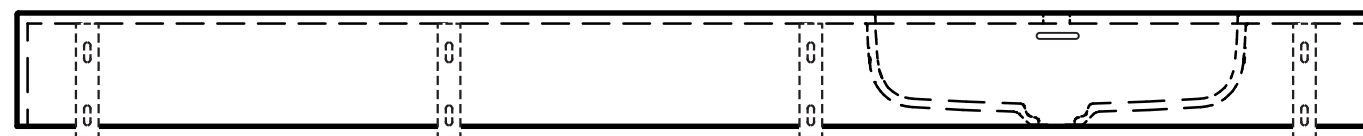


SECTION A-A



Cut-to measure area for tabletop width

* Mixer hole is drilled only on request

Article	Description	Drawing	File	Date	Mat.:	Weight:	Scale:
RR1800	Tabletop set STANDARD 1800 mm with 1 integrated basin (48*32 cm) right position, closable drain/overflow, support arms (2 sets)		HRR180_50_FLRS	10.08.2023			1:10
RR1800FS	Tabletop set STANDARD 1800 mm with 1 integrated basin (48*32 cm) right position, closable drain/overflow, support arms (2 sets) with front skirt						
RR1800FLS	Tabletop set STANDARD 1800 mm with 1 integrated basin (48*32 cm) right position, closable drain/overflow, support arms (2 sets) with front+left skirt						
RR1800FRS	Tabletop set STANDARD 1800 mm with 1 integrated basin (48*32 cm) right position, closable drain/overflow, support arms (2 sets) with front+right skirt						
RR1800FLRS	Tabletop set STANDARD 1800 mm with 1 integrated basin (48*32 cm) right position, closable drain/overflow, support arms (2 sets) with front+left+right skirt						